

Diagnosis report of

2015 FORD FIESTA Titanium



Car Details

| | |
|----------------------------|--|
| Color: Silver | CO ₂ NEDC Emission: 82 g/km |
| Fuel Type: Diesel | CO ₂ WLTP Emission: 0 |
| Body Type: Hatchback | Low CO ₂ Emissions: Yes |
| Number Of Doors: 4 | Engine size: 1.5 l |
| Number Of Seats: 5 | Cylinders: 4 |
| Mileage: 250 639 km | Power: 70 kw, 95 Hp |
| VIN Code: WF0DXGAKDFU37105 | Fuel Consumption: 3.2 l/100km |
| Gearbox: Manual | Tire size: 175/65 14 |
| Drive type: FWD | Longo Stock ID: A656454 |
| Longo Certified | |

Car photos



Diagnosis report of 2015 FORD FIESTA Titanium



Diagnosis details

Mileage on completion date: 250 639 km

Checked by Longo Shared Service certified diagnostics: Arnas S., Mindaugas G., Kestutis S.

This car has been thoroughly checked according to **Longo 150-point checklist** which covers Body exterior, Interior, and Mechanical condition. We can confirm that it has never been involved in major accidents and has had regular maintenance, as well as mandatory roadworthiness tests in the country of export.


Please note that certain general wear and tear issues are considered acceptable and may not be repaired.

Summary of diagnosed issues

During the comprehensive diagnosis conducted by Longo, 13 issues were identified in the vehicle. 4 of these issues were rectified. 9 of the diagnosed issues are deemed to be fair wear and tear.

| INTERIOR | EXTERIOR | MECHANICAL |
|------------------------|---|--|
| ✔ 5 fair wear and tear | ✔ 1 issue rectified ✔ 3 fair wear and tear | ✔ 3 issues rectified ✔ 1 fair wear and tear |

Diagnosis process



Diagnosed issues repaired



Exterior

1. OTHER: Brake test line results

| Quick order saved: Q00002911 | | | | | | |
|-------------------------------------|--------|-------|------|------|------|------|
| 4x4 ABS | | | | | | |
| Details brake test | | | | | | |
| Efficiency % | 0 ± 25 | | | | | |
| Quality % | - | | | | | |
| Difference % | 5 ± 50 | | | | | |
| Efficiency % | - | | | | | |
| Details brake test | | | | | | |
| Brake Force N | 1100 | 43.3% | 1070 | 1400 | 15% | 1420 |
| Rolling Resistance N | 140 | - | 140 | 90 | - | 70 |
| Quality % | - | - | - | - | - | - |
| Roll force dBS | - | - | - | - | - | - |
| Brake Force N | - | - | 1310 | 5% | 1240 | - |
| Axle weight kg | - | - | - | - | - | - |
| Total weight designed / measured kg | - | - | - | - | - | - |

| Quick order saved: Q00002911 | | | | | | |
|------------------------------|-----|------|-----|-----|-----|-----|
| 4x4 ABS | | | | | | |
| Overview last lane | | | | | | |
| Toe Deviation mm/m | 0.4 | < 25 | - | - | - | |
| Difference % | 2 | < 21 | - | - | - | |
| Road grip % | 72 | > 59 | - | - | - | |
| Details last lane | | | | | | |
| Toe Deviation mm/m | 0 | - | - | - | 0.4 | |
| Road grip % | 72 | 0 | 72 | 65 | 2 | 63 |
| Frequency Hz | 16 | 13% | 14 | 17 | 0% | 17 |
| Axle weight kg | 805 | - | - | - | - | 115 |
| Wheel weight kg | 421 | - | 394 | 266 | - | 240 |

Mechanical

1. OTHER:

- ✓ Engine oil & filter change

2. CLUTCH & CONTROLS:

- ✓ Clutch plate, cover & release bearing

3. EXHAUST SYSTEM:

- ✓ Pipe - rear/tail/silencer



Interior


1. INSIDE: Gear shift boot/skirt and Gear shift knob - condition



2. INSIDE: Gear shift boot/skirt and Gear shift knob - condition



3. INSIDE: Interior lighting - basic functioning, damage



4. OPERATION: Navigation and Radio system - operation




5. FRONT: Steering wheel - operation of controls/buttons



Exterior


1. REAR: Rear bumper - condition and alignment



2. SIDE: Left and right side - visual damage / scratches



3. SIDE: Left and right side - visual damage / scratches



Mechanical

1. SUSPENSION: Strut assembly (both)



Longo 150-point checklist



Every vehicle is carefully examined according to Longo's comprehensive 150-point checklist, ensuring a thorough assessment of the car's interior, exterior, and mechanical condition. Depending on the factors such as condition, mileage, and specifications, additional checks may be included or certain points from the list may be omitted.

| | | |
|---|--|--|
| 1. Record the engine type | 51. Roof - visual damage | 101. Review replacement mileage of belt / chain and optically check quality |
| 2. Record the fuel type | 52. Check AdBlue level and add if necessary (only for diesel cars) | 102. Check timing belt or chain for integrity |
| 3. Record the transmission type | 53. Check AdBlue level and add if necessary (only for diesel cars) | 103. Check timing belt or chain for any audible signs of problems (start & while idling) |
| 4. Record the registration number | 54. Check key - functioning and condition | 104. Check for any signs of leakage of any liquids |
| 5. Record the VIN number | 55. Check passenger chair airbag setting and reset to default | 105. Check level of coolant or anti-freeze in the tank |
| 6. Record the mileage | 56. Dashboard - condition; operation of buttons | 106. Add coolant if necessary |
| 7. Record the year the car was manufactured | 57. Steering wheel - condition | 107. Check if coolant tank is filled with anti-freeze |
| 8. Record the date of first registration | 58. Steering wheel - operation of controls/buttons | 108. Ensure engine cooling system is free of visual contamination |
| 9. Record the date/mileage of the last service | 59. Car horn - operation | 109. Check quality of brake fluid using the testing pen |
| 10. Record the date/mileage of the next service due | 60. Window wipers (front & rear) - functioning | 110. Check the level of brake fluid |
| 11. Check car's maintenance history and manufacturer recall and safety campaigns | 61. Window wash system - functioning (front & rear) | 111. Check powersteering fluid color (if dark, replace) |
| 12. Front lights (city, regular and full headlight, fog, indicator) - functioning & condition | 62. Rearview mirror - operation and integrity of attachment | 112. Check powersteering fluid level |
| 13. Front light height adjustment system - functioning & condition | 63. Sunvisors - operation and condition | 113. Check oil level |
| 14. Lights on car sides - functioning & condition | 64. Rearview mirror - operation and integrity of attachment | 114. Check if tyres are properly fitted (should be fitted in driving direction) |
| 15. Rear lights (brake, fog, indicator) - functioning & condition | 65. Headlining - condition | 115. Check tyre profile |
| 16. Numberplate lighting system - functioning & condition | 66. Roof items - electronic opening and condition | 116. Check tyre pressure |
| 17. Rear reflectors - condition | 67. Navigation and radio system - operation | 117. Check the additional set of tyres - check for any signs of cracks due to dehydration (if there is an additional set of tyres) |
| 18. Windscreen integrity - free from any damage that would exclude the vehicle from MOT test | 68. Rear view camera / proximity sensors - functioning | 118. Check additional set of tires - Check tire profile (if there is additional set of tires) |
| 19. Windscreen windows wiper rubbers and handles - condition | 69. Parking assistance systems - functioning | 119. Check the wheels for proper attachment (all bolts present and with correct tension) |
| 20. Front bumper - condition and alignment | 70. 12-volt and USB connectors - functioning | 120. Check the integrity and proper attachment of drivetrain system |
| 21. Front grill - condition | 71. Heating system - functioning | 121. Check the drivetrain attachment to engine for potential leaks |
| 22. Hood - visual damage | 72. Aircon system - functioning | 122. Check the integrity and the proper attachment of the wheelhouse |
| 23. Hood opening & holding mechanism | 73. Window heating mechanism - functioning (front & rear) | 123. Check the wheelhouse for potential leaks |
| 24. Hood sound insulation for condition | 74. Seat heating system - functioning (driver & passenger) | 124. Check for sings of slack while turning wheels to extreme position |
| 25. Fire wall for condition | 75. Seatbelts - functioning and locking mechanism | 125. Check the brake disks for integrity and potential oxidation |
| 26. Window washer fluid level (and adequate winter washer fluid) | 76. Seat adjustment mechanisms - functioning (driver & passenger) | 126. Check the brake pads for integrity and proper attachment |
| 27. Integrity of front subframe | 77. All seats - condition | 127. Check the brake pads for thickness |
| 28. Rear window integrity | 78. Door handles - operation and condition | 128. Check the integrity of brake hoses (signs of cracks from dehydration, misshaping and leakages) |
| 29. Rear windows wiper rubber and handle | 79. Electronic opening of all windows - functioning | 129. Check the integrity of brake pipes (oxydation, misshaping and leakages) |
| 30. Rear bumper - condition and alignment | 80. Exterior side mirrors - electronic mirror controls, folding and adjustment mechanism | 130. IF FITTED: check the brake drums for audible signs of any issues while turning the wheels |
| 31. Tow hitch (attachment, removal mechanism, external light connector, thickness of connector) - functioning & condition | 81. Interior lighting - basic functioning, damage | 131. IF FITTED: check the hand brake cables for integrity |
| 32. Trunk - visual damage | 82. Armrest - operation and condition | 132. Check for audible signs of any issues while turning the wheel |
| 33. Trunk - opening and holding mechanism | 83. Front trims for condition | 133. Check for signs of vibration on rear of the wheel while turning at speed (check during Testdrive if any indication of problems) |
| 34. Automatic closure mechanism of trunk - functioning | 84. Rear trims for condition | 134. Check for signs of vibration on rear of the wheel while turning at speed (check during Testdrive if any indication of problems) |
| 35. Integrity of rear bottom plate | 85. Door trims for condition | 135. Check the drive shaft covers for proper attachment and integrity (mainly tearing) |
| 36. Fix new numberplate | 86. Ceiling trims for condition | 136. Check for slack on stub axes |
| 37. Exterior mirrors - integrity of mirror itself and attachment to the car | 87. Gear shift boot/skirt and Gear shift knob - condition | 137. Check the attachment and integrity of stub axes covers |
| 38. The state of the wheels | 88. Parking brake for condition | 138. Check for proper attachment and any slack |
| 39. Check body panel geometry | 89. Floor mats for condition | 139. Check the integrity of the springs (mainly for breaks) |
| 40. Car all along the left side - visual damage / scratches | 90. Parcel shelf - operation and condition | 140. Check the proper attachment of shock absorbers |
| 41. Car all along the right side - visual damage / scratches | 91. Carpets in luggage area - condition | 141. Check leakage of shock absorbers |
| 42. All 4 doors - proper opening and closing, handles working properly, etc. | 92. Luggage compartment lights - functioning | 142. Check the functioning of the shock absorbers while putting pressure on the car |
| 43. Battery capacity | 93. Test drive (performed if there are any indications that test drive is needed) | 143. Check the engine mountings |
| 44. Battery connectors - integrity and oxidation | 94. OBD reading | 144. Check the integrity and proper attachment of the fuel tank |
| 45. Wiring integrity near battery | 95. Satisfactory starting, general performance and the state of the vehicle | 145. Check for potential fuel tank leaks |
| 46. Battery properly fixed in the car | 96. Check key components for integrity and proper attachment: air intake system, radiator, main hoses, cables and connectors | 146. Check for integrity of visible fuel lines (should not scrub against any part and should be properly fixed near fuel pump) |
| 47. Alternator charging the battery (14.2 volt) | 97. Check drive (V-) belt for integrity (cracks and dehydration signs) | 147. Check the integrity and proper attachment of exhaust system |
| 48. Locking mechanism on all doors and trunk including fuel hatch - functioning | 98. Check drive (V-) belt for tension | 148. Check for leakages all along the exhaust system |
| 49. Children's lock - functioning | 99. Check serpentine (multi-) belt for integrity (cracks and dehydration signs) | 149. IF ANY SIGNS OF REMOVAL: check presence of DPF filter or catalytic converter |
| 50. Fuel filler system - functioning | 100. Check serpentine (multi-) belt for tension | 150. Check under the car for any signs of cracks due to dehydration |